

X4



4.060 - 4.070 - 4.080


McCORMICK
Power Technology.





McCORMICK X4: YOUR DO-IT-ALL COMPANION

McCormick never ceases to amaze. Relying on its ability to develop simple, convenient and innovative technology solutions, McCormick has built the new **X4** series, a range of light-utility tractors designed with simplicity, efficiency and versatility in mind.

Available in both cab and ROPS versions, the **X4** is ideally suited to meet the needs of farmers that require a low-cost, all-round tractor. Perfect for wide-row vineyards and orchards, the **X4** is equally at home ploughing, tilling and harrowing small plots of land as well as sowing and haymaking. Its excellent all-round visibility ensures safe loader work and its compact size allows for optimum manoeuvrability inside barns and sheds, while its stability will ensure safe operation on sloping terrain and during road transport. All these features turn the **X4** tractor into a true champion of productivity.

The new **X4** sports a modern, cutting-edge design whose strongest point is the Total View Slim cab. Completely redesigned according to automotive industry standards, the new cab offers a variety of convenience features designed to maximize the operator's comfort. The key features of the new cab include a low-profile roof with a transparent hatch for extra

visibility during loader operations, a flat-deck platform, an efficient climate control system and ergonomically-arranged controls. The new **X4** offers a 24/24 Speed Four transmission with synchro shuttle and mechanical Hi-Lo. The range comprises three models delivering 61 hp, 68 hp and 75 hp.

The strong points of the **X4** series tractors from McCormick include:

- Specially-built transmission;
- Four-wheel drive front axle with limited slip differential;
- Wheelbase of 83 inches;
- Mechanically-operated rear hitch with 6,172lb lift capacity;
- Open-centre hydraulic system with 13.7 + 7.9 g/min flow rate;
- Urea-free exhaust after-treatment for greater simplicity and lower operating costs.

When you choose a McCormick **X4**, you are choosing a trusted companion that will deliver reliability, efficiency and productivity. Because the name McCormick stands for smart technology.

HIGHLIGHTS

Cab

- › Total View Slim cab: maximum visibility and transparent roof hatch, ergonomic controls and automotive-grade fit and finish.
- › Driver's seat with optional air suspension.
- › Flat-deck platform for maximum operating comfort.
- › Low-profile cab roof for easy access to low-ceiling barns and sheds.
- › In-cab battery cut-off switch.

Transmission

- › 24/24 Speed Four transmission with mechanical Hi-Lo.

Axles

- › Rigid-mounted front axle with limited slip differential lock.

Hydraulic system

- › Open-centre hydraulic system: 13.7 gpm for hitch and remotes, 7.9 gpm for steering.
- › Rear hitch with up to 6,172 lbs lift capacity.

- › Rear PTO with 540/540E rpm plus ground speed.

Engine

- › Kohler KDI 2504 TCR 2.5L turbo intercooled engine delivering up to 75 hp.
- › Exhaust gas after-treatment with DOC/DPF system to meet Stage V/Tier 4 Final emissions regulations.



HYDRAULIC SYSTEM

13.7 gpm for hitch
7.9 gpm for steering.

CAB

TOTAL VIEW SLIM CAB

ENGINE

KOHLER KDI 2504 4cyl



TRACTION

Four Wheel Drive

TRANSMISSION

24x24 syncho shuttle w/
mechanical HI/LO





TOTAL VIEW SLIM CAB, DESIGNED TO MAKE YOU FEEL AT HOME

Welcome to first class!

The Total View Slim cab makes you feel at home. Large, rear-hinged doors provide easy access to the driving position. The flat-deck platform makes the cab spacious and comfortable, reducing operator fatigue and stress during long working days in the field. A highly-efficient climate control system maintains an ideal cab temperature whatever the outdoor weather conditions. Every detail in the Total View Slim cab is designed to keep you comfortable while working.

Excellent all-round visibility.

With plenty of room, large glazed areas and a transparent roof hatch, the Total View Slim cab provides unrestricted all-round visibility. This makes front loader operations and manoeuvring in tight quarters, where full visibility at close range is critical, easier and safer.

Total View Slim cab: ergonomic design improves efficiency.

The interior of the Total View Slim cab with its automotive-grade fit and finish, excellent soundproofing, ergonomically-arranged controls and tilt-adjustable telescopic steering wheel has been designed to make daily work more relaxed and fatigue free. The ease of use of the **X4** tractor reduces operator stress, improving efficiency and productivity.

TOTAL VIEW SLIM CAB, YOUR CONTROL CENTRE



A spacious environment, a flat floor, efficient sound insulation, automotive-grade fit and finish, ergonomically-arranged controls, a steering wheel that tilts with the instrument panel: the Total View Slim cab is designed to offer the operator maximum comfort and ease of use, making long working days in the field less tiring and stressful.

The climate control system, conveniently integrated into the low-profile roof, maintains a comfortable working environment whatever the outdoor weather conditions. The air conditioner filters are located on either side of the cab roof and are easily accessed for cleaning. The cab's generous glazed area provides unobstructed 360-degree visibility for easy manoeuvring in tight spots, where close-range work is required. The Total View Slim cab meets FOPS (Falling Objects Protecting Structure) safety standards for the use of front-end loaders and features a transparent roof hatch for extra visibility during loader operation. Equipped with a suitable tyre size, the **X4** tractor reaches a minimum width of only 1820 mm, making it ideal for working between orchard rows.

ACCESS TO DRIVING POSITION

Wide, sturdy access steps and handrails fitted to the cab posts and to the doors allow operators to safely climb up and down the tractor. Fully glazed rear-hinged doors provide easy access to the driving position.

DRIVER SEAT AND HIDE-AWAY BUDDY SEAT

Large and comfortable, the driver seat offers the option of either a mechanical or air-suspension system that can be adjusted to suit the driver's weight. Passengers can also travel in comfort thanks to an upholstered buddy seat, which neatly folds away to allow easy access to the cab.



HIGHLIGHTS

- › Total View Slim cab: transparent roof hatch for maximum visibility, ergonomic controls and automotive-grade fit and finish.
- › Driver's seat with optional air suspension.
- › Flat-deck platform for maximum operating comfort.
- › Low-profile cab roof for easy access to low-ceiling barns and sheds.
- › In-cab battery cut-off switch.



CLIMATE CONTROL SYSTEM

A highly-efficient heating, ventilation and air conditioning system integrated into the cab roof maintains the desired cab temperature whatever the outdoor weather conditions. The climate control system relies on rear air vents to distribute the conditioned air evenly throughout the cab without exposing the operator to direct air flow. Natural ventilation is ensured by the opening front and rear windows and by the tilting roof hatch.



INSTRUMENT PANEL AND STEERING WHEEL

The **X4** features a telescopic, tilt-adjustable steering wheel. The instrument panel, which tilts with the steering column, features intuitive, user-friendly digital and analog instruments for easy control of tractor functions.

ROPS version


Designed to offer a high level of comfort, the ROPS version of the **X4** tractor is iso-mounted to minimize vibrations. The driving position is easily accessible and the flat floor creates a spacious feel that reduces operator fatigue. All controls are ergonomically arranged and easy to use. For added operator protection, the driving platform is equipped with a two-post ROPS that folds down allowing the tractor to negotiate low-hanging branches and narrow orchard and vineyard rows.



A HYDRAULIC SYSTEM THAT BOOSTS YOUR **PRODUCTIVITY**

The hydraulic system of the **X4** can be fully customized to suit each farmer's needs. Thanks to its extreme versatility, this tractor can be simultaneously fitted with a mechanically-operated rear hitch and with either a front hitch and PTO or a front loader, resulting in enhanced productivity.





HIGHLIGHTS

- › Open-centre hydraulic system with 13.7 + 7.9 gpm flow rate.
- › Rear hitch with up to 6,172 lb lift capacity.
- › Rear 2-speed PTO plus ground speed PTO.
- › 2 rear remote valves

Mechanical hitch designed for high efficiency

The **X4** tractor range comes standard with a rugged and reliable mechanical rear hitch with Category 2 three-point linkage that guarantees precise implement operation. The hitch is equipped with drop rate control and transport lock for safe road travelling. The tractor can be optionally equipped with quick-release couplings and external hitch controls on the rear fenders, making it easier to attach implements from the ground. Also available as an option is the Ergonomic Lift System (ELS) which allows the operator to raise and lower the hitch by the simple click of a button. This makes for faster headland turns, resulting in reduced working time and increased productivity.

TWO-SPEED PTO

The **X4** offers two PTO speeds of 540/540E rpm plus a ground speed. A mechanical control with power-assisted push button enables smooth and modulated engagement of the PTO, ensuring a soft start-up of the implement in any situation.





MORE SAVING, MORE TIME, MORE SAFETY: **THE X4 GIVES YOU MORE.**

With the X4 you have more free time.

Under the hood of the **X4**, all main components are easily accessible and easy to check without removing any parts. Maintenance has never been so simple! And that's not all: service intervals are now longer and routine checks require only a few minutes, so you have more free time for yourself.

The X4 provides more safety for you and for the environment.

The EGR/DOC after-treatment system of the **X4** allows you to save fuel and reduce exhaust emissions.





HIGHLIGHTS

- › Kohler KDI 2504 TCR turbo intercooled engine delivering up to 75 hp.
- › Exhaust gas after-treatment with DOC system to meet Stage V/Tier 4 Final emissions regulations.

NEW KOHLER KDI ENGINE FOR HIGH PERFORMANCE AND FUEL ECONOMY


The McCormick **X4** is powered by a Kohler KDI 2504 TCR four-cylinder, turbo intercooled engine with multivalve technology and electronic common rail injection system. The Kohler engine offers superior performance in terms of power, torque backup and fuel economy. In addition, the exhaust after-treatment system of the **X4** is urea-free, which simplifies electronics and improves fuel economy and reliability.


The **X4** is equipped with an 85-litre fuel tank which ensures many hours of operation without refuelling. Fuel efficiency is further enhanced with the Engine Memo switch, a device that allows the operator to store and recall the engine speed most suited to the implement used. This automation simplifies work and minimises the risk of error, thereby reducing operator's stress.



EGR/DOC system to meet Stage V emissions regulation

The new exhaust gas recirculation system (EGR), combined with a diesel oxidation catalyst (DOC) and a passive-regeneration diesel particulate filter (DPF), enables the Kohler KDI 2504 TCR engine to fully meet Stage V/Tier 4 Final emission regulations.





QUICK MAINTENANCE TO BE BACK UP AND RUNNING IN NO TIME

Designed to deliver maximum efficiency and reliability, the **X4** tractor range offers a variety of solutions to simplify and expedite maintenance procedures:

1. The tilt-up hood opens wide to provide easy access to the engine compartment, making maintenance and cleaning operations quicker.
2. The oil filler cap is placed in the lower part of the engine, so topping up of engine oil can be done without opening the hood.
3. The engine air cleaner is positioned in such a way as to speed up cleaning and replacement.
4. The cooling radiators with widely spaced fins and the laterally-removable dust cover allow for accurate, simple and fast cleaning.
5. The fuel tank is easily accessible for quick and convenient filling.
6. The air filters, integrated into the rear posts, are easily accessible for maintenance.
7. The oil level in the transmission can be conveniently checked through the oil filler cap with dipstick located on the transmission case.





Tractor Model		X4.60	X4.70	X4.80
Performance				
Max. ISO Engine HP @ 1900 RPM	HP (kW)	61 (45)	68 (50)	75 (55)
Max. ISO PTO HP @ 1900 RPM*	HP (kW)	51 (37)	57 (42)	63 (46)
Max. Engine Torque @ 1400 RPM	lb ft (Nm)	206 (279)	221 (299)	221 (299)
Engine				
Engine Type		KOHLER KDI 2504, TIER V COMPLIANT ENGINE, USING DOC+DPF		
Engine Size		2.5L, 4 CYLINDER		
Fuel Capacity	gal (liter)	22 (85)		
Drive Train				
Transmission Type		24X24 synchronized mechanical shuttle w/HI/LO with left hand shuttle lever, 25mph (40kph)		
Rear Axle		Heavy duty flange rear axle; internal planetary final drives; wet disc brakes		
Differential Lock		Fully locking rear differential; mechanical engagement via foot pedal		
4wd Front Axle		Push button 4wd engagement; outboard planetary final drives; automatic 4-wheel braking		
Tire Type		Radial tires standard		
Hydraulics, 3-point Hitch, PTO				
Hydraulic System/Max. Flow	gpm (lpm)	Open center system with separate steering and implement pumps		
Hydraulic Flow Rate	gpm (lpm)	Dedicated steering pump 7.9 (30); Dedicated implement pump 13.7 (52)		
Rear Remote Valves		2 standard with ISO 1/2" quick couplers		
Rear 3-point Hitch Type		Category 2; mechanical operation; position and draft sensing		
3-point Lift Capacity @ Hitch	lb (kg)	6,172 (2,800)		
Rear PTO		540/540E; mechanical engagement		
Operator's Area				
Operator's Area		Cab or 2-post folding ROPS		
Seat and Front Dash		ROPS: Adjustable vinyl seat, mechanical suspension; tilt steering wheel Cab: Cloth seat, air suspension; tilt and telescopic steering wheel		
Wheelbase	in (mm)	83.1(2,110)		
Height Over ROPS in Raised Position	in (mm)	98.4 (2,500)		
Height Over Cab	In (mm)	98.5 (2,433)		
Overall Length without Front Weights	in (mm)	155 (3,930)		
Base Weight without Ballast	lb (kg)	ROPS: 6,724 (3,050) Cab: 7,275 (3,200)		

* Manufacturer's calculated estimate. +/- 5% tolerance.



McCormick North America
www.McCormickNA.com

updated: April 2022

